

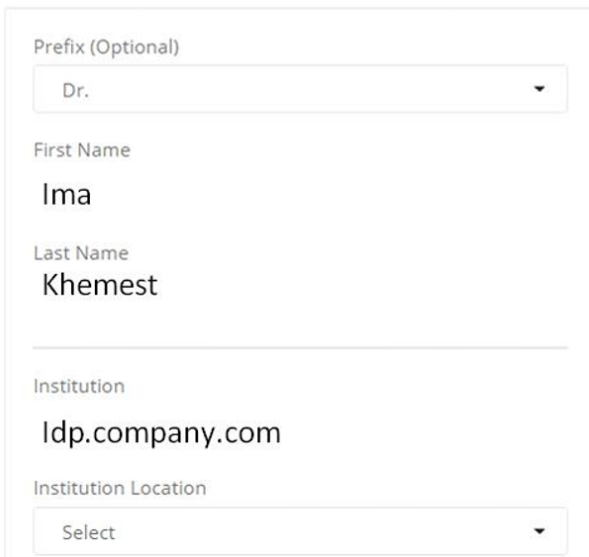
Starting on June 1st you will now be able to access your SciFinder account via SSO Federated connection:

Screen Captures of the Initial log in:

New user will see one time prompt to verify information:

Let's confirm your identity.

Your institution provided us with some of your information.
We need to verify that information to help you access
CAS products going forward.



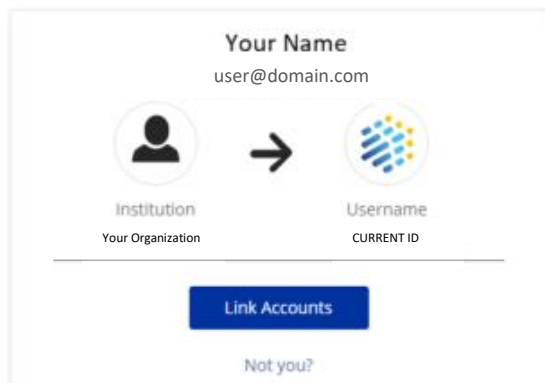
A screenshot of a web form for identity verification. It contains the following fields and values:

- Prefix (Optional): A dropdown menu with "Dr." selected.
- First Name: Text input field containing "Ima".
- Last Name: Text input field containing "Khemest".
- Institution: Text input field containing "ldp.company.com".
- Institution Location: A dropdown menu with "Select" selected.

Existing user will be prompted to link to their current ID:

Here is the Account we matched you to.

We were able to match an existing CAS Account with your information. We will now link your Institutional information with your CAS Account.



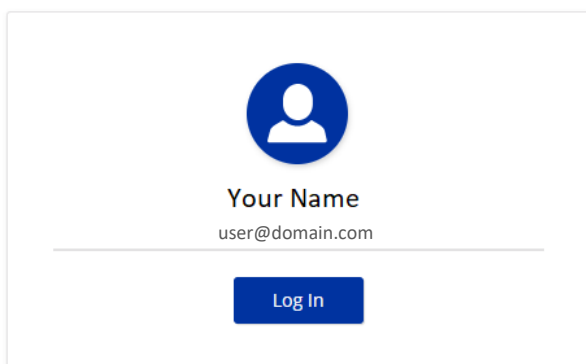
A screenshot of a prompt to link accounts. It features the following elements:

- Header: "Your Name" followed by "user@domain.com".
- Visuals: Two circular icons connected by a right-pointing arrow. The left icon is a person silhouette, and the right icon is a grid of colored dots.
- Labels: Below the left icon is "Institution" and "Your Organization". Below the right icon is "Username" and "CURRENT ID".
- Buttons: A blue button labeled "Link Accounts" and a smaller link labeled "Not you?".

After clicking Link Accounts or verifying information you will see this:


Thanks!

You have successfully verified your login information. Going forward, you will access CAS products via your company's own portal or intranet. You can view and change your credentials in CAS Profile.



Click "Log In" to launch SciFinder[®] or other CAS application

When you go to the base URL such as <https://scifinder-n.cas.org> or you log out you will now see this:



Click the blue access through box in order to log in

What is SSO Federated Access?

- It is a secure login method that removes the need to remember and enter usernames and passwords, but still identifies individual users so that you can use features such as alerts and saved searches.

Do I use the same URL as before to access SciFinder™?

- The ideal way to access for users will be to use the new URL for direct access without a sign in page <https://sso.cas.org/sp/startSSO.ping?PartnerIdpId=https%3A%2F%2Fidp.tu-clausthal.de%2Fidp%2Fshibboleth&TargetResource=https%3A%2F%2Fscifinder-n.cas.org%2F>

Can I still use the previous URL (<https://scifinder-n.cas.org/>)?

- After we "go live" any users that go to the previous URL will be presented with the 'Access through...' screen **after** entering their Username or email (instead of being prompted for the CAS password) where they will click to access through TU Clausthal.